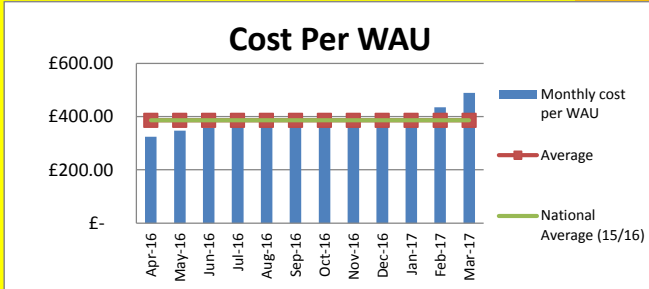


1 - Monthly cost of clinical and general supplier per Weighted Activity Unit

RAG

A

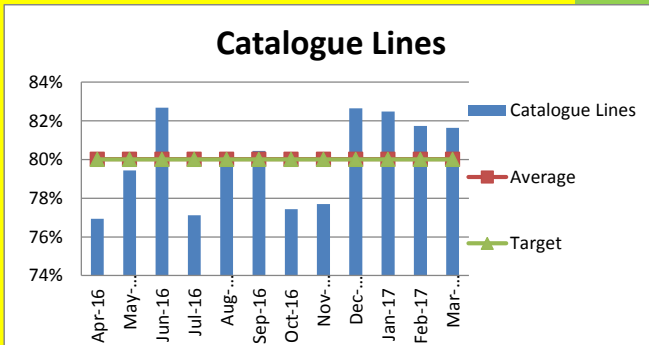


2 - Catalogue Lines

RAG

G

Percentage of non pay expenditure captured electronically through catalogues



Commentary

Metric 1 - WAU Weighted Activity Unit, national average is £387 and the target for reduction is 10% by April 2018 (From September 2016 figure).

Metric 2 - Percentage of Non-Catalogue Lines

Metric 3 - Value and Transactions Percentage of Orders Placed Electronically

Metric 4 - % Spend on Contract

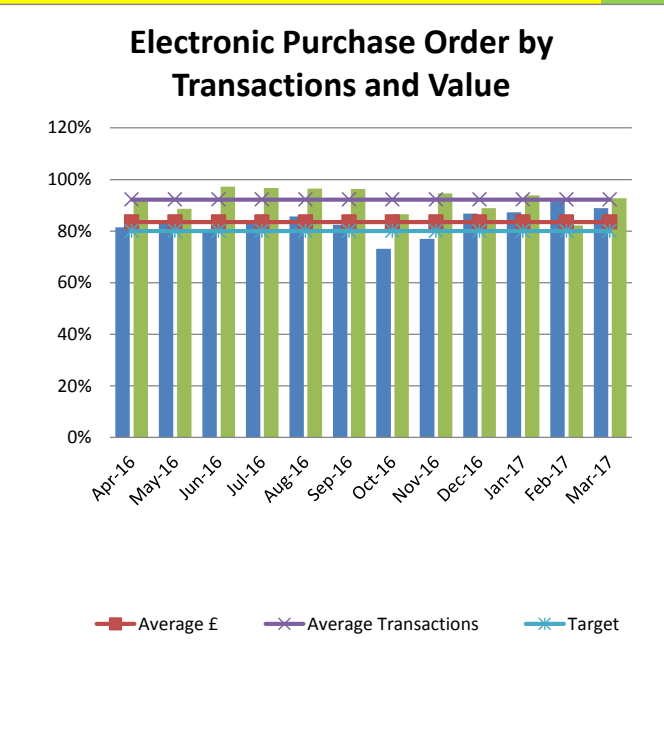
Metric 5 - Percentage Stock Turn

Metric 6 - Procurement Standards Assessment Score

3 - Electronic Purchase Order by Transactions and Value

RAG

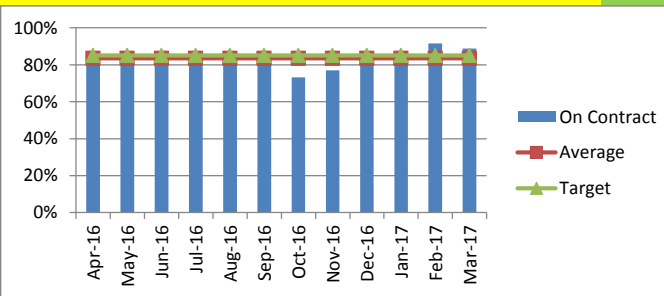
G



4 - % of Spend on Contract

RAG

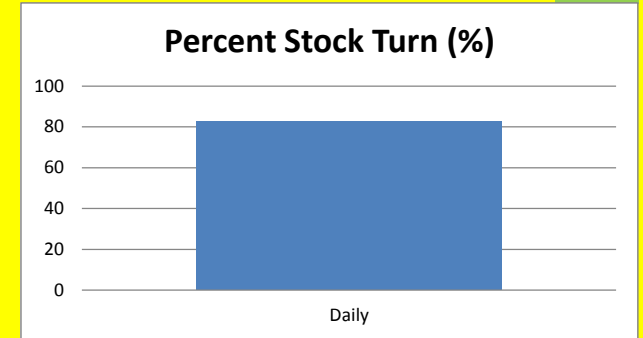
G



5 - Inventory Stock Turn - Clinical Supplies (Static System MATMAN)

RAG

G



6 - NHS Standards Assessment Score

RAG

G

